

## ALUMINIUM SCAFFOLDING - FOLDING TOWER 200L X 80W X 300H

### Features

- ACE offer a single width Aluminium folding tower which is particularly suited to work indoors. It has a base measurement of 0.80 x 1.80 meter.
- Folding tower can be driven through narrow openings without being dismantled.
- Simple to use and fast to assemble, easy transportation & storage
- The platform heights are adjustable and this makes working at different heights easily.
- The hinge system makes it easy to fold and unfold.
- British standard safety.
- Width Available 0.80 & 0.60 meter.
- Platform heights available 1.50, 1.80, 2.00 & 3.00 meter.
- Length Available 1.50, 1.80 & 2.00 meter.
- Safe working load is 180kg.



Our access equipment products are manufactured to BS EN.1004 Standard.

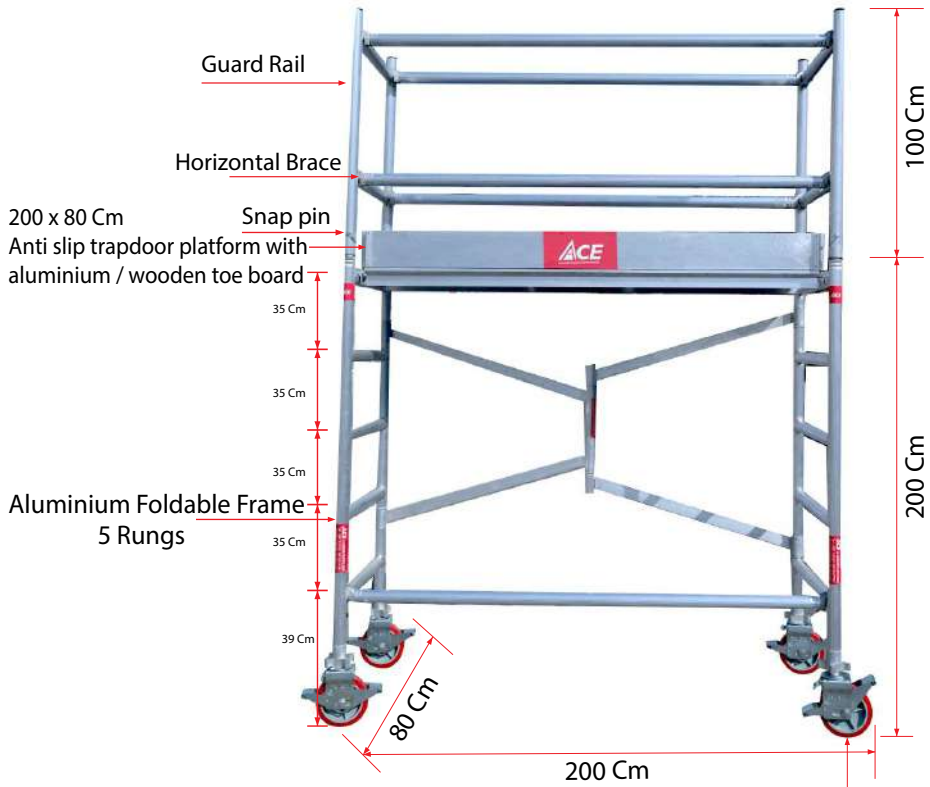
### Description:

SN.	Description of goods	Qty	Weight (Kg)	CBM
	<b>ALUMINUM FOLDABLE TOWER 3mtr TOWER HEIGHT AS PER BRITISH STANDARD</b> W:0.80Mtr, L:2Mtr, Tower Ht:3Mtr, Platform Ht:1.8Mtr, Reach Ht:3.8Mtr	<b>1 Set</b>		
1.	Aluminium Foldable Frame 200Lx80Wx200cmH	1	16.37	0.36
2.	Aluminium Guard rail 80Lx100cmH	2	4.74	0.08
3.	Aluminium Anti-slip platform 200Lx80cmW	1	13.28	0.112
4.	Horizontal Braces 200cm	5	9	0.5
5.	Heavy duty Castor wheels with dual brakes ( 8")	4	18.8	0.04
6.	Adjustable jack 50 cm long	4	4.12	0.04
7.	Snap pin	4	0.04	
	<b>Total</b>	<b>21</b>	<b>66.35</b>	<b>1.132</b>


# ACE Aluminium Folding Tower

Highly Versatile with variable heights and ready to erect

SWL = 180 kg




Tower Ref.	FT- 200 x 80/300
Working Height	4 m
Tower Height	3 m
Platform Height	2 m
Width	0.8 m
Length	2 m



Folding Frame



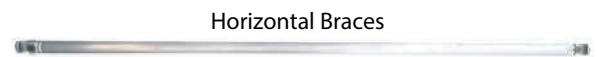
Platform Plain



2 Rung Span Frame



Snap Pin



Horizontal Braces



Diagonal Braces



Wooden Toe Board



Adjustable Base Jack



8" Caster Wheel with Dual Brake