


ALUMINIUM SCAFFOLDING - DOUBLE WIDTH 10M TOWER HEIGHT

Features:

- The Double width Mobile tower is ACE,s scaffold system which has various applications for both interior and exterior use.
- The maximum working height for interior and exterior work is 17 meter
- Built in integral ladder frame, braces welded not crimped. Heavy duty claws on braces with fast release clip-trigger mechanism.
- Safe working load is 270Kg per platform and the total weight including the tower is 850Kg.
- The frames are connected with rigid spigot straight for easy assembling and dismantling along with locking pins to prevent accidental removal of frames .
- Caster wheels 200mm has a foot operated dual brake system and can easily be locked and released.300mm adjustable leg with self cleaning thread.
- The towers are equipped with standard & trapdoor platform along with aluminum or wooden toe board.
- Frame Width available 1.2, 1.4, 1.5, 1.7 & 2.0 meter
- Frame Length available 1.5 , 2.0 & 2.5 meter.



Description:

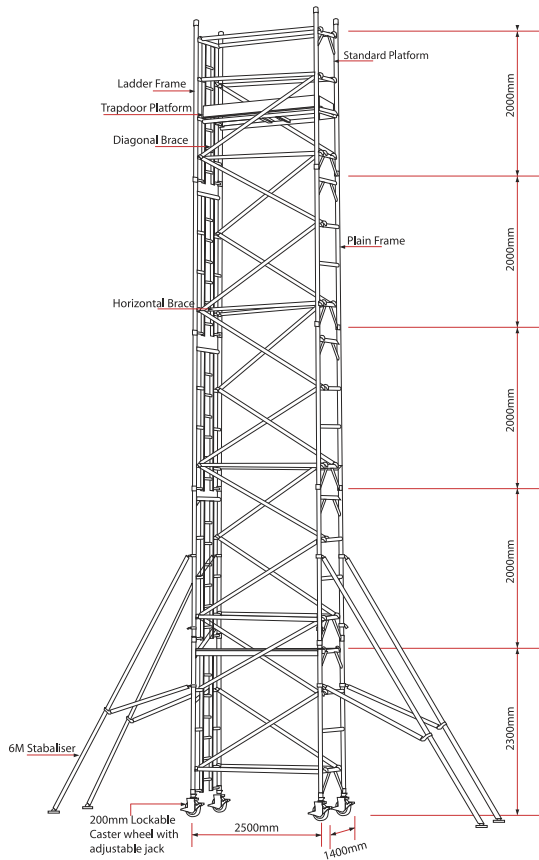
SN.	Description of goods	Qty	Weight (Kg)	CBM
	ALUMINUM LADDER FRAME MOBILE SCAFFOLDING DOUBLE WIDTH 10mtr TOWER HEIGHT AS PER BRITISH STANDARD W:1.40Mtr, L:2.50Mtr, Tower Ht:10.3Mtr, Platform Ht:9.3Mtr, Reach Ht:11.3Mtr	1 Set		
1.	Aluminum Double Width 4 Rung Ladder Frames 140W x 200cmH	5	50	1.4
2.	Aluminum Double Width 4 Rung Span Frames 140W x 200cmH	5	42	1.1
3.	Anti Slip Working Platform Trapdoor size 250x55 cm	1	17.2	0.22
4.	Anti Slip Working Platform plain standard type 250x55 cm	1	17	0.22
5.	Diagonal Braces 270cm long	18	32.4	0.144
6.	Horizontal Braces 250cm long	12	18	0.072
7.	Heavy duty Castor wheels with dual brakes (8")	4	21.2	0.04
8.	Adjustable jack 50cm long	4	6	0.04
9.	Stabilizer 600cm	4	28	0.96
10.	Wooden toe board	1	1.9	0.002
11.	Snap pin	16	0.16	
	Total	71	233.86	4.21

ACE Aluminum Tower


Highly Versatile with variable heights and ready to erect

Double width with built in ladder

SWL = 270kg per platform / 850 kg per tower



Tower Ref.	DW- 250 x 140 /10
Working Height	11.3 m
Tower Height	10.3 m
Platform Height	9.3 m
Width	1.40 m
Length	2.5 m



Ladder Frame



Span Frame



Platform Plain


Platform Door




Adjustable Base Jack




Wooden Toe Board




Snap Pin



Diagonal Braces




Guard Rail



Horizontal Braces



Stabilizer



8" Caster Wheel with Dual Brake