

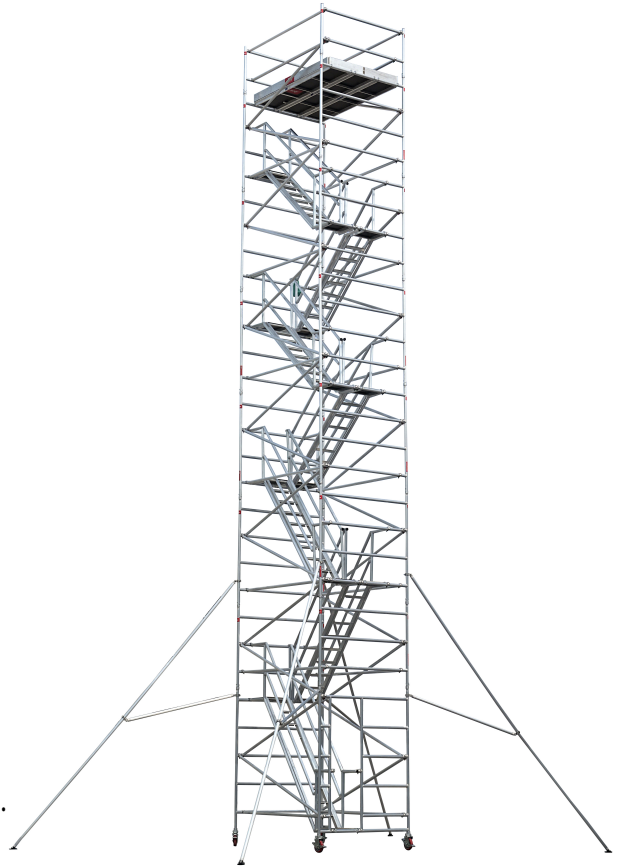
ALUMINIUM SCAFFOLDING - STAIRWAY 15 M TOWER HEIGHT

Features:

- ACE Aluminium stairway scaffold tower is a professional solution using walk through frame with standard head clearance for safe entry and ascend to tower.
- Integral stairway and hand rail is perfect for frequently moving up and down and transporting materials inside the tower.
- Stairs are made of aluminium anti-slip profiles of 13cm deep and clear width of 42cm making it easy to carry materials and tools.
- Safe landing every 2m.
- Safe working load of 270kg per platform level up to a maximum of 750kg per tower (including tower self-weight).
- Easy assembly and dismantling of tower.
- Easy detachable handrails available for both side of stairs.
- Equipped with standard platform (2nos) and trapdoor platform (1no) provides a larger working area width of 200cm at the top working level, with easy attach toe boards.
- Width available: 1.4m, 2m, Length available: 2.5m, variable heights.

Our access equipment products are manufactured to BS EN.1004 Standard.

Description:



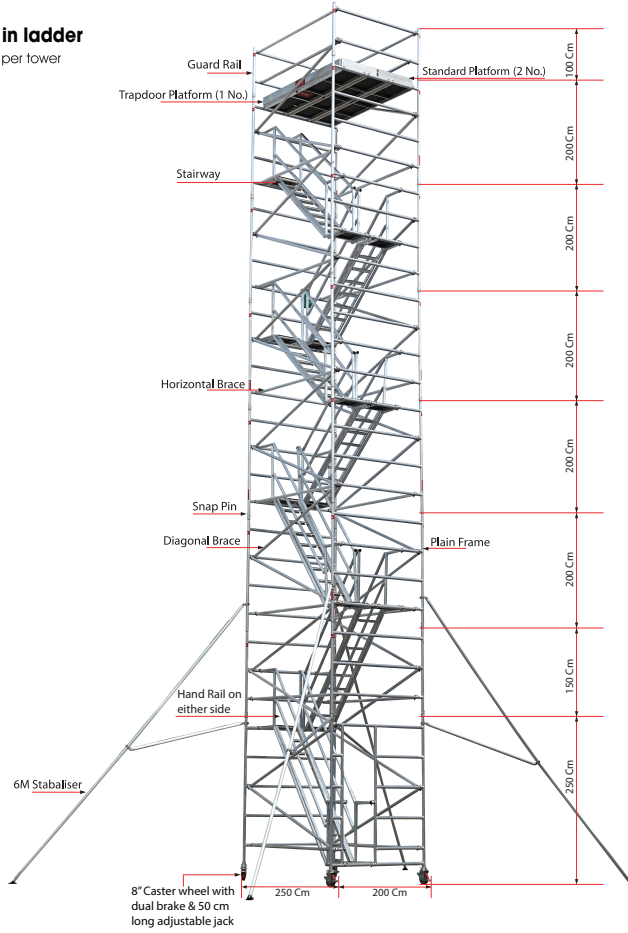
SN.	Description of goods	Qty	Weight (Kg)	CBM
	ALUMINIUM STAIRWAY TOWER 15mtr TOWER HEIGHT AS PER BRITISH STANDARD	1 Set		
	W:2.0Mtr, L:2.50Mtr, Tower Ht:15Mtr, Platform Ht:14Mtr, Reach Ht:16Mtr			
1.	Aluminum Double width 5 Rung Walk through frame 200Wx220cmH	1	12.90	0.25
2.	Aluminum Double width 5 Rung Span frame 200Wx220cmH	1	9.71	0.25
3.	Aluminium Double width 3 Rung Span frame 200Wx150cmH	2	12.28	0.30
4.	Aluminium Double width 4 Rung Span frame 200Wx200cmH	10	78.30	2.00
5.	Aluminium Double width 2 rung Span frame 200Wx100cmH	2	14.00	0.20
6.	Stairway with Anti slip Platform Steps 5 rungs 220CmH (9Steps)	1	19.50	0.84
7.	Stairway with Anti slip Platform Steps 5 rungs 220CmH (8 Steps)	2	39.00	0.84
8.	Stairway with Anti slip Platform Steps 4 rungs 200CmH (7 Steps)	4	70.48	1.80
9.	Aluminium Hand Rail 220Cm Long (Left)	3	26.40	0.75
10.	Aluminium Hand Rail 220Cm Long (Right)	3	26.40	0.75
11.	Aluminium Hand Rail 200Cm Long (Left)	4	30.84	0.80
12.	Aluminium Hand Rail 200Cm Long (Right)	4	30.84	0.80
13.	Anti slip Working Platform Trapdoor size 250x55 cm	1	17.20	0.22
14.	Anti slip Working Platform plain standard type 250x55 cm	2	34.00	0.44
15.	Diagonal Braces 270cm long	28	61.60	0.022
16.	Horizontal Braces 250cm long	18	36.00	0.010
17.	Heavy duty Castor wheels with dual brakes (8")	4	18.18	0.04
18.	Adjustable jack 50cm long	4	4.12	0.04
19.	Stabilizer 6m	4	28.00	0.96
20.	Snap pin	28	0.028	
	Total	126	569.7	11.31

ACE Aluminium Stairway Tower

Highly Versatile with variable heights and ready to erect

Stairway Tower with built in ladder

SWL = 270kg per platform / 850 kg per tower



Tower Ref.	ST-250 x 200 / 15
Working Height	16 m
Tower Height	15 m
Platform Height	14 m
Width	2.0 m
Length	2.5 m



Walk Through Frame



Span Frame



Platform Plain Platform Door




2 Rung Span Frame



Adjustable Base Jack



Wooden Toe Board



Snap Pin




Stairway Step




Hand Rail Left



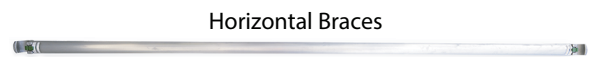
Hand Rail Right



8" Caster Wheel with Dual Brake



Diagonal Braces



Horizontal Braces



Stabilizer