


ALUMINIUM SCAFFOLDING - SINGLE WIDTH 8 M TOWER HEIGHT

Features

- ACE's Single Width Scaffold Tower offer an excellent solution with its 80 Cm wide frames for narrow spaces.
- The Maximum working height for interior and exterior work is 10mtr.
- Safe working load is 175Kg per platform and the total weight including the tower is 550Kg.
- The platform is secured with wind anchor.
- The frames are connected with rigid spigot straight for easy assembling and dismantling along with locking pins to prevent accidental removal of frames.
- Frame Width Available 0.60, 0.80, 0.90 & 1.00 meter
- Main Frame Heights available 1.5, 2.0 meter.
- Frame Length available 1.5, 1.8, 2.00 & 2.5 meter.



Our access equipment products are manufactured to BS EN.1004 Standard.

Description:

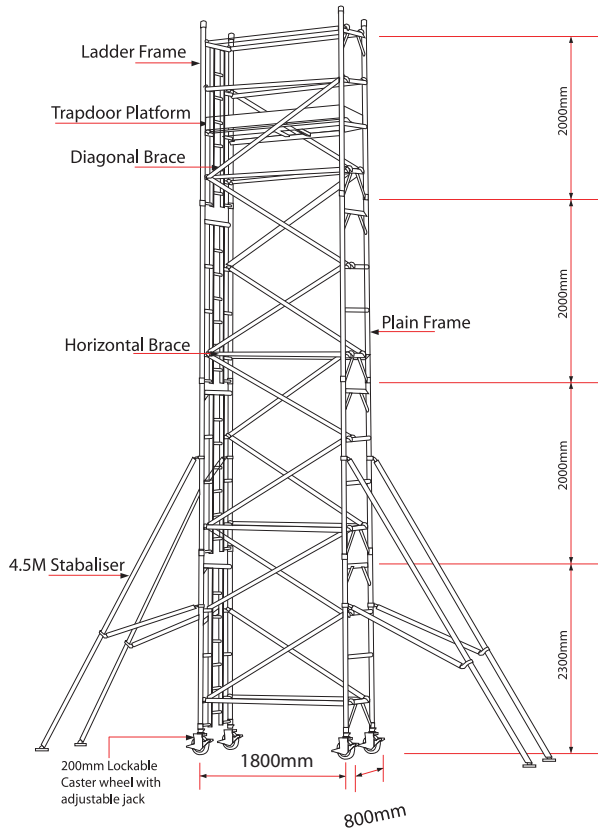
SN.	Description of goods	Qty	Weight (Kg)	CBM.
	ALUMINUM LADDER FRAME MOBILE SCAFFOLDING SINGLE WIDTH 8mtr TOWER HEIGHT AS PER BRITISH STANDARD W:0.80Mtr, L:1.80Mtr, Tower Ht:8.3Mtr, Platform Ht:7.3Mtr, Reach Ht:9.3Mtr	1 Set		
1.	Aluminum Single Width 4 Rung Ladder Frames 80Wx200cmH	4	29.2	0.48
2.	Aluminum Single Width 4 Rung Span Frames 80Wx200cmH	4	28	0.48
3.	Anti Slip Working Platform Trapdoor 180x55cm	1	11.5	0.16
4.	Diagonal Braces 202cm long	14	25.2	0.112
5.	Horizontal Braces 180cm long	10	17	0.07
6.	Heavy duty Castor wheels with dual brakes (8")	4	21.2	0.04
7.	Adjustable jack 50 cm long	4	6	0.04
8.	Stabilizer 4.5m	4	25.2	0.72
9.	Wooden toe board	1	1	0.0008
10.	Snap pin	12	1.4	
	Total	58	165.7	2.45

ACE Aluminum Tower

Highly Versatile with variable heights and ready to erect

Single width with built in ladder

SWL = 175kg per platform / 550 kg per tower




Tower Ref.	SW-180 x 80/8
Working Height	9.3 m
Tower Height	8.3 m
Platform Height	7.3 m
Width	0.80m
Length	1.80m




Ladder Frame



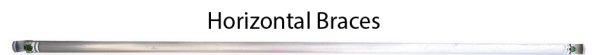
Span Frame



Platform Door



Guard Rail



Horizontal Braces




Stabilizer




Adjustable Base Jack




Wooden Toe Board



Snap Pin



Diagonal Braces



8" Caster Wheel with Dual Brake